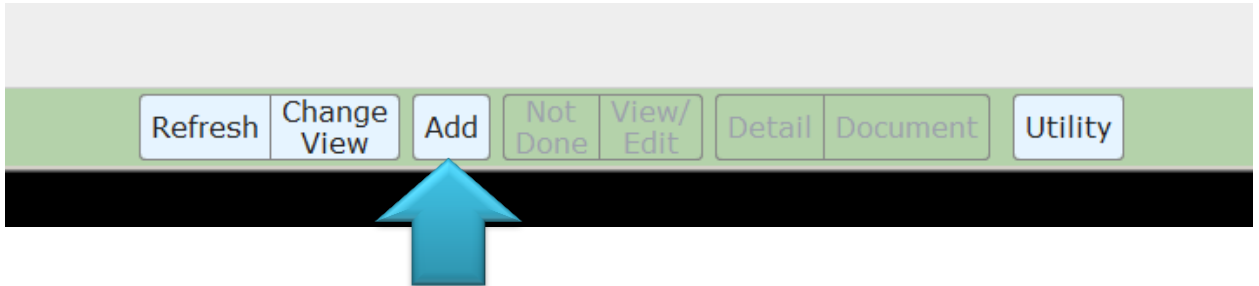
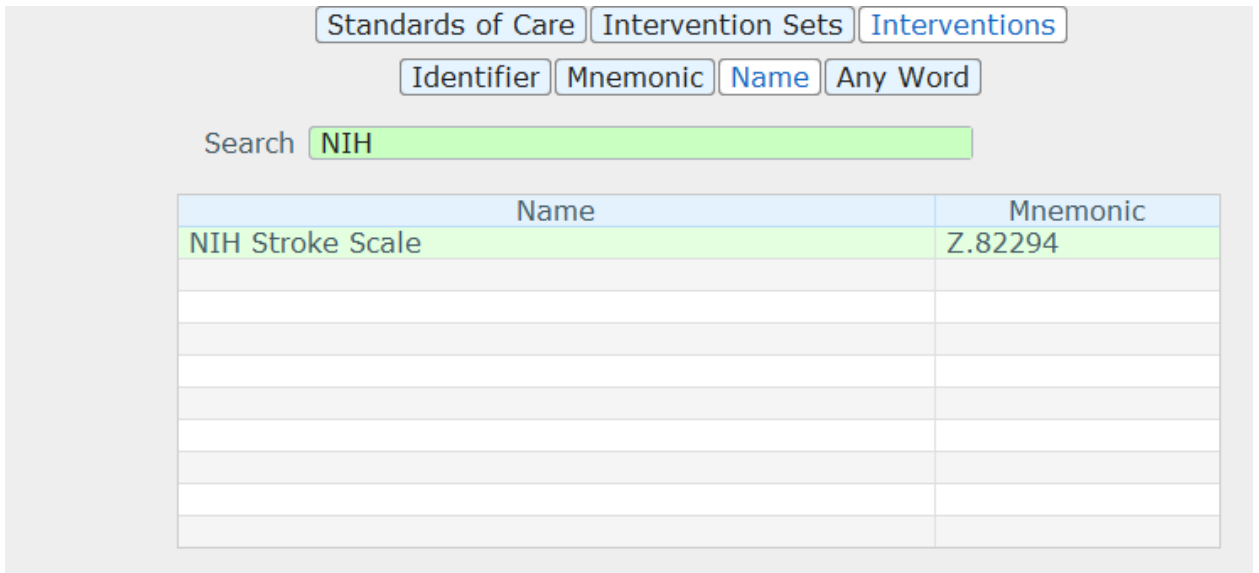


How to Access the NIHSS in Meditech 6.1

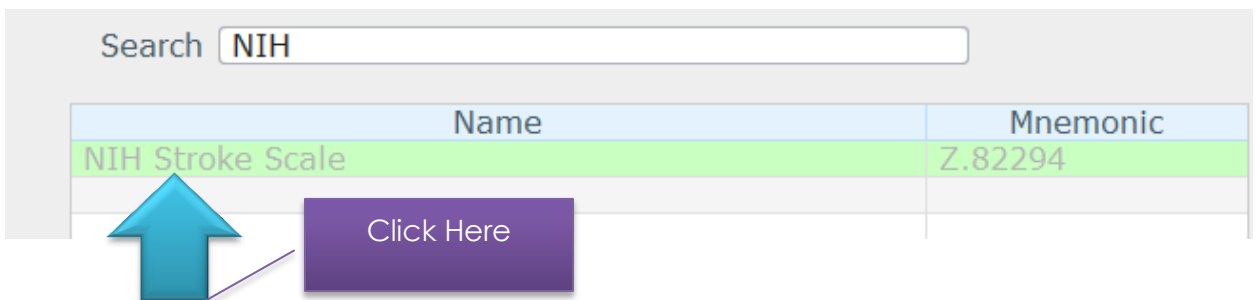
1. Select your patient and “open chart”
2. From the worklist, select “Add”



3. Search for “NIH Stroke Scale”



4. Click on “NIH Stroke Scale” in the search results box




5. A "Selected Items" list appears, then click "SAVE" at the bottom

1 Selected Items

<input checked="" type="checkbox"/>	Description	Mnemonic	Start Dt/Tm	Type
<input checked="" type="checkbox"/>	NIH Stroke Scale	Z.82294	07/17/18 11:53	Int

Prior Next Cancel Save



6. The NIH Stroke Scale is now on your worklist!

Include Interventions Outcomes Medications Regulatory

Look ahead hours

	Care Item		Last Done	Status/Due	Mon Jul 16 08:57	NOW
Ao	Tuberculin Skin Test (PPD)	q48h		-27h	🕒	
A	Discharge Assessment					
A	NIH Stroke Scale					

